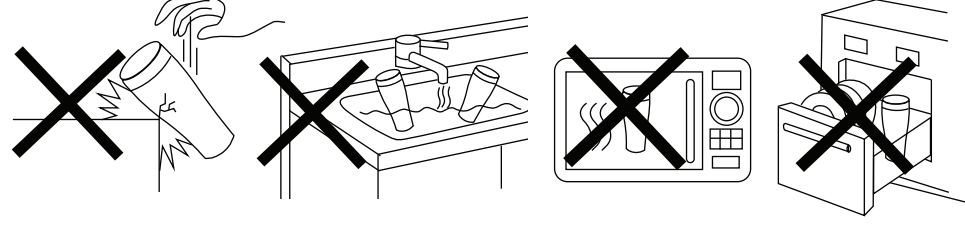


Patented in Japan
www.swanzbrand.com

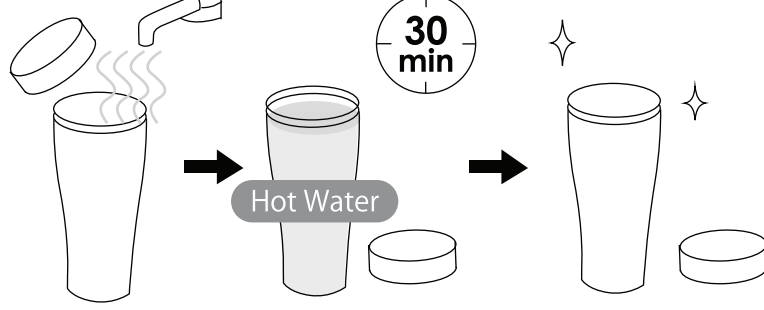
IMPORTANT GUIDE

- When used for milk, tea, coffee, it is recommended to drink it on the same day and clean it right afterwards. This method minimize bacteria growth and prevent stain and smell build up on the cap.
- Do not use excessive force when closing the lid. Air and external pressure might cause porcelain to break.
- Putting tumbler in the bag, it is advisable to fill the bottle to 90% and make sure the silicone ring is intact. Tighten the cap and put it upright to avoid overflow.
- For better heat/cold retention, fill in product with hot/cold water and let it steep in for 5-10 minutes before using
- Do not place product near fire or direct heat.
- Do not place metal spoons, chopsticks or any sharp objects inside the porcelain to avoid porcelain damage.
- Do not place product inside refrigerator to prevent porcelain rupture.
- Do not put product in microwave oven.
- Not dishwasher safe. Do not put inside any drying machine.
- Do not soak product in water to prevent water seeping.
- Avoid dropping and knocking product porcelain edges as it may cause breakage.
- Keep product out of children's reach. Parental guidance is needed.



FIRST TIME USE GUIDE

Before using it for the first time, it is advisable to rinse tumbler with clean water . Next, pour hot water inside the tumbler, let it soaked for 30 minutes and let it air dry.




CLEANING GUIDE

- Use a soft sponge and chemically neutral dish soap for cleaning. Do not use metal scrub or any excessive rough scrub to avoid damaging porcelain surface.
- To clean cap area, remove the silicone parts and wash normally.


Pro Tips :

- For **stubborn stains**, add a little vinegar, baking powder or citric acid, dissolved in warm water. Let is soaked for 6-12 hours. Rinse with clean water.
- To remove **stubborn dirt**, add detergent or baking powder in hot water. Soak Luna Flask upside down in hot water for 5 minutes and take it out.



Stubborn dirt has been removed from the flask

Wash Luna Flask as usual with soft sponge.



WARRANTY INFO

SWANZ warranty covers:

- Leakage of stainless steel shell due to production issue
- Loss of vacuum insulaton in less than 1 year

SWANZ warranty do not covers:

- Damage of stainless steel due to mishandling
- Damage of inner porcelain due to wear and tear

CUSTOMER SERVICE

We value your opinion greatly! Any questions, concerns, or enquiries for our products, feel free to email us at : enquiry@swanzbrand.com

We will try our best to get back to you as soon as possible!

ABOUT SWANZ

Swanz Brand is a household brand from Singapore which designed and specialized in vacuum insulated porcelain wares. We are constantly in the midst of product development with a core mission to bring greater health benefits to our customers.

SWANZ COMMUNITY

We care about health as much as you do. To us, health is the most important thing in life and it is our responsibility to support this. Visit our website and join our community: www.swanzbrand.com for blogs and new recipes!

| Singapore | Taiwan | Malaysia |
| Hongkong | Japan |

More collections visit our website:

www.swanzbrand.com



Follow us on social media
[@swanzbrand](https://www.instagram.com/swanzbrand)
Product Patented in Japan

Scan Here

